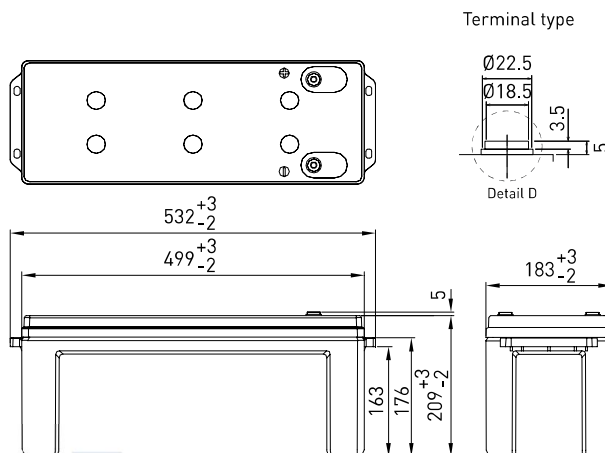


LC-P12150BP*1

FOR STANDBY POWER SUPPLIES.
EXPECTED TRICKLE DESIGN LIFE: 10 - 12 YEARS AT 20°C
ACCORDING TO EUROBAT.

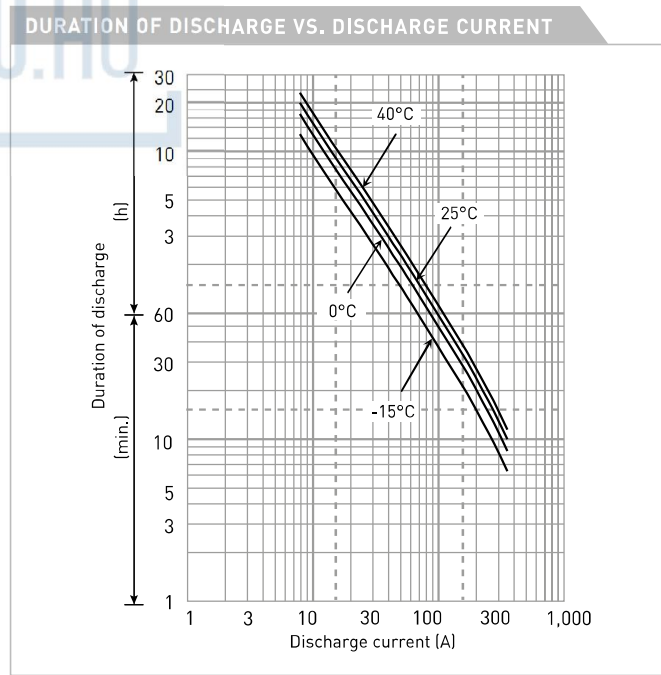
DIMENSIONS (MM)



Contents indicated (including the recycle marking, etc.) are subject to change without notice.

Battery case resin: flame retardant (UL94 V-0)

SPECIFICATIONS		LC-P12150BP*1
Name		LC-P12150BP*1
Nominal voltage		12V
Nominal capacity (20 hour rate)		150Ah
Dimensions	Length	532mm
	Width	183mm
	Height	214mm
Approx. mass		43.0kg
Terminal		M8 insert
Capacity (25°C)	20 hour rate	150Ah
	10 hour rate	137Ah
	3 hour rate	119Ah
	1 hour rate	88Ah
Impedance		Fully charged battery (25°C) 3.5mΩ
Temperature dependency of capacity (20 hour rate)	40°C	102%
	25°C	100%
	0°C	85%
	-15°C	65%
Self-discharge (25°C)	After 3 month	91%
	After 6 month	82%
	After 12 month	64%



WATT TABLE (25°C)													(Wattage/battery)			
Cut-off	5min.	10min.	15min.	20min.	30min.	45min.	1h	1.5h	2h	3h	4h	5h	6h	10h	20h	
9.6V	5,040	3,780	3,000	2,390	1,774	1,310	1,046	791	608	444	348	284	242	164	91.2	
9.9V	4,925	3,689	2,923	2,334	1,727	1,276	1,013	763	596	437	342	281	240	163	91.2	
10.2V	4,340	3,405	2,833	2,261	1,672	1,238	976	724	592	433	339	278	237	163	91.1	
10.5V	4,020	3,216	2,751	2,197	1,641	1,208	947	695	585	428	334	274	235	161	90.3	
10.8V	3,850	2,839	2,661	2,149	1,601	1,163	910	659	576	420	328	268	232	160	90.3	

AMPERE TABLE (25°C)													(Ampere/battery)			
Cut-off	5min.	10min.	15min.	20min.	30min.	45min.	1h	1.5h	2h	3h	4h	5h	6h	10h	20h	
9.6V	490	350	266	217	164	120	97.2	70.0	59.0	42.1	32.9	27.3	23.0	14.0	7.58	
9.9V	479	342	259	212	159	117	94.1	67.5	58.0	41.3	32.3	26.7	22.6	13.9	7.58	
10.2V	422	315	251	206	154	114	90.7	64.1	56.9	40.4	31.5	26.0	22.2	13.8	7.50	
10.5V	381	298	244	200	151	111	88.0	61.5	55.8	39.8	31.0	25.7	22.0	13.7	7.50	
10.8V	334	263	236	195	148	107	84.6	58.3	54.4	38.8	30.3	25.2	21.6	13.5	7.49	

All mentioned values are average values

LC-P12150BP*1

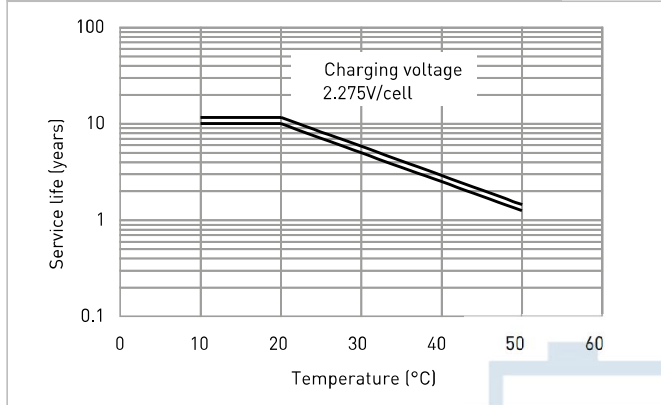
CHARGING METHOD (25°C)

Trickle use	Control voltage: 13.6V - 13.8V
	Initial current: 22.5A or smaller

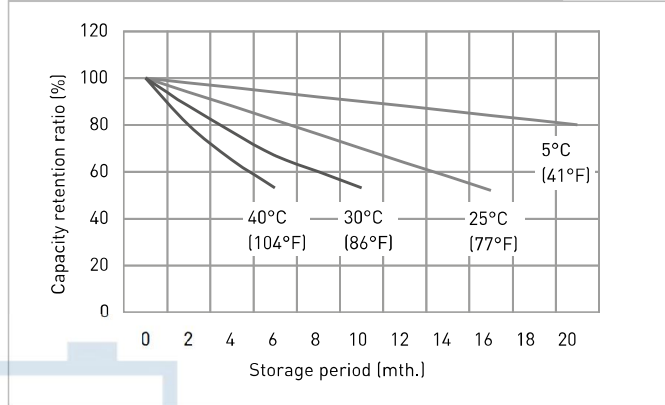
CUT-OFF VOLTAGE

Discharge current	7.50A - 30.0A	30.0A - 75.0A	75.0A - 150A	150A - 300A	300A - 450A
Cut-off voltage	10.5V	10.2V	9.9V	9.3V	8.7V

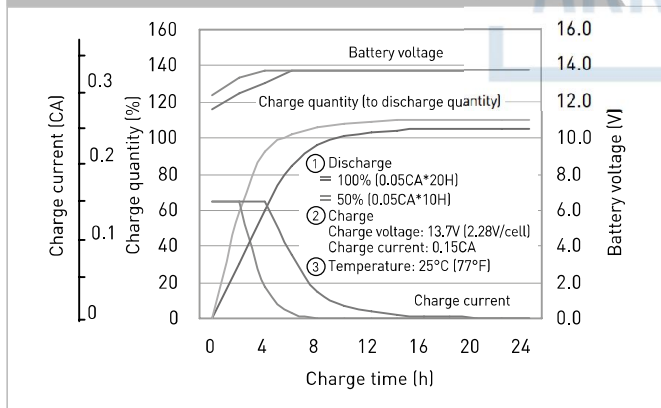
INFLUENCE OF TEMPERATURE ON TRICKLE LIFE



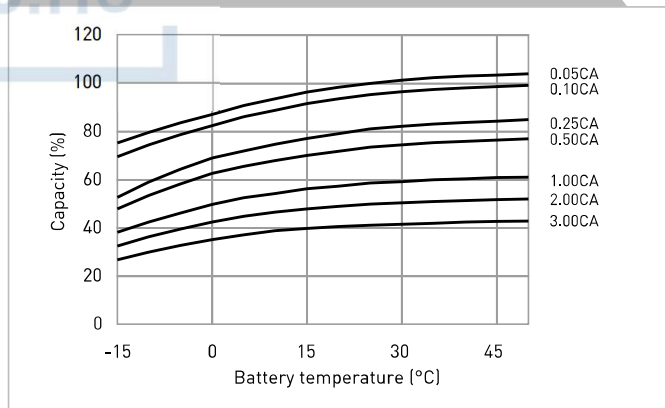
RESIDUAL CAPACITY TEST RESULT



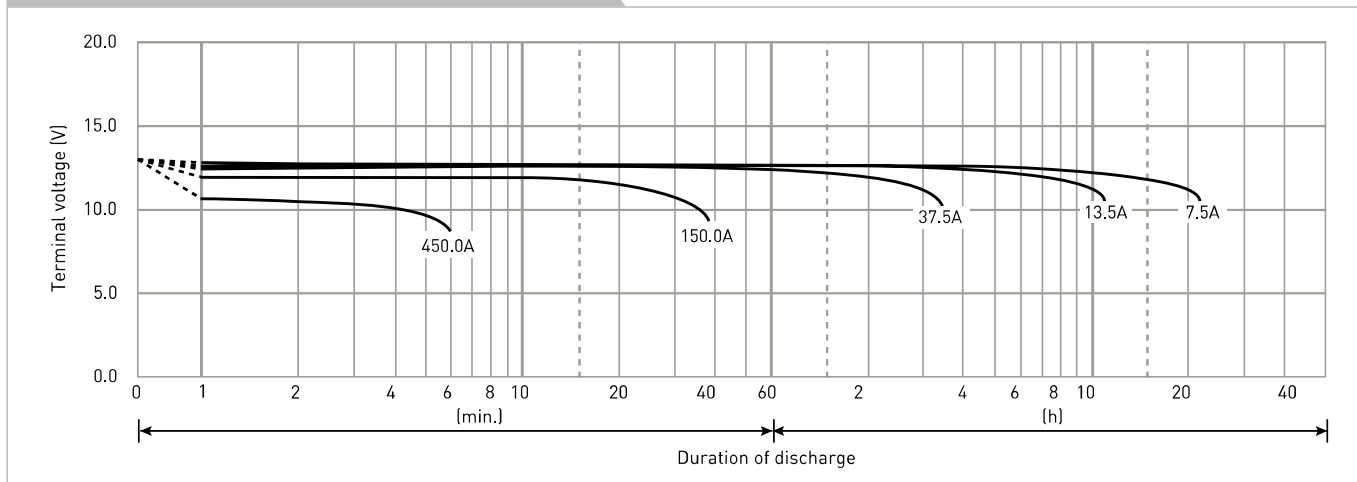
CONSTANT-VOLTAGE CONSTANT-CURRENT CHARGE CHARACTERISTICS FOR TRICKLE USE



DISCHARGE CAPACITY BY TEMPERATURE AND BY DISCHARGE CURRENT



DISCHARGE CHARACTERISTICS



The data in this document are for descriptive purposes only and are not intended to make or imply any guarantee or warranty. Regarding handling and safety please consult our VRLA technical handbook chapter 1.

*1 This battery is equipped with insert terminals.