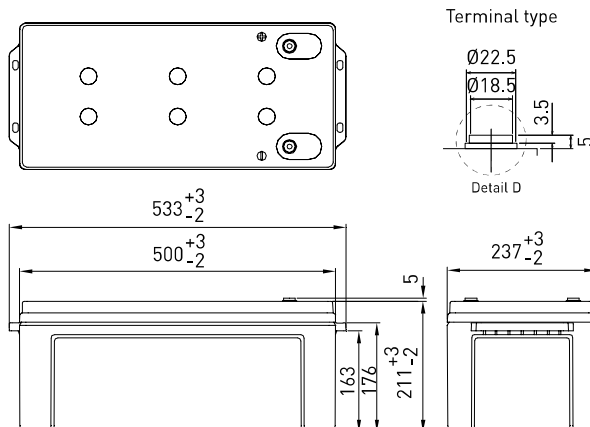


LC-P12200BP\*1

FOR STANDBY POWER SUPPLIES.  
EXPECTED TRICKLE DESIGN LIFE: 10 - 12 YEARS AT 20°C  
ACCORDING TO EUROBAT.

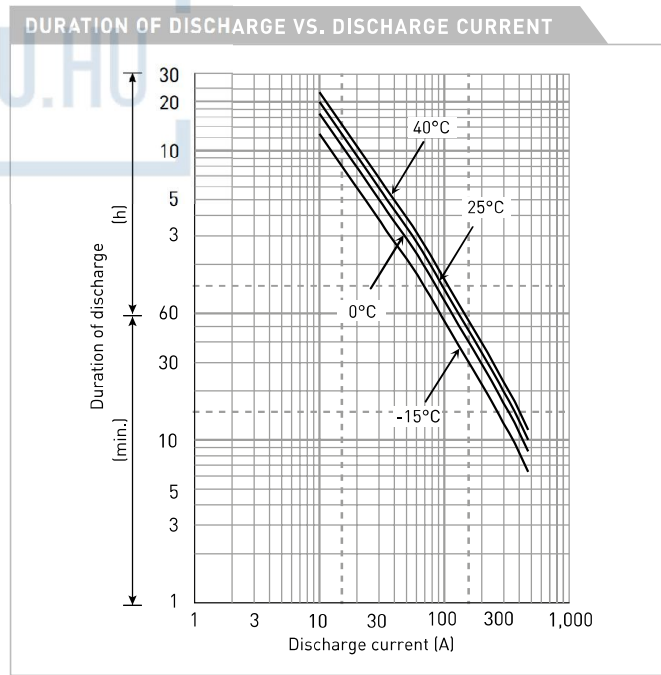
DIMENSIONS (MM)



Contents indicated (including the recycle marking, etc.) are subject to change without notice.

Battery case resin: flame retardant (UL94 V-0)

SPECIFICATIONS		
Name	LC-P12200BP*1	
Nominal voltage	12V	
Nominal capacity (20 hour rate)	200Ah	
Dimensions	Length	533mm
	Width	237mm
	Height	216mm
Approx. mass	57.0kg	
Terminal	M8 insert	
Capacity (25°C)	20 hour rate	200Ah
	10 hour rate	187Ah
	3 hour rate	169Ah
	1 hour rate	118Ah
Impedance	Fully charged battery (25°C)	2.5mΩ
Temperature dependency of capacity (20 hour rate)	40°C	102%
	25°C	100%
	0°C	85%
	-15°C	65%
Self-discharge (25°C)	After 3 month	91%
	After 6 month	82%
	After 12 month	64%



WATT TABLE (25°C)														(Wattage/battery)	
Cut-off	5min.	10min.	15min.	20min.	30min.	45min.	1h	1.5h	2h	3h	4h	5h	6h	10h	20h
9.6V	6,577	5,182	4,285	3,512	2,651	1,863	1,505	1,106	917	668	524	432	369	235	129
9.9V	6,427	5,052	4,264	3,491	2,577	1,807	1,478	1,105	893	660	512	420	363	234	128
10.2V	5,643	4,649	3,966	3,175	2,352	1,674	1,336	965	837	618	483	401	333	222	128
10.5V	5,092	4,390	3,851	3,085	2,308	1,634	1,296	925	821	608	475	396	331	221	128
10.8V	4,462	3,876	3,725	3,017	2,253	1,573	1,246	877	800	592	464	388	325	220	128

AMPERE TABLE (25°C)														(Ampere/battery)	
Cut-off	5min.	10min.	15min.	20min.	30min.	45min.	1h	1.5h	2h	3h	4h	5h	6h	10h	20h
9.6V	655	471	366	297	222	163	130	95.7	86.0	59.6	45.6	37.0	30.2	19.0	10.1
9.9V	640	460	357	290	217	159	126	92.3	84.6	58.5	44.8	36.1	29.8	18.9	10.1
10.2V	564	425	346	281	210	154	121	87.7	83.0	57.3	43.7	35.3	29.2	18.8	10.0
10.5V	509	401	336	273	206	150	118	84.1	81.5	56.4	43.0	34.9	29.0	18.7	10.0
10.8V	446	354	325	267	201	145	113	79.7	79.4	54.9	42.0	34.1	28.4	18.5	9.99

All mentioned values are average values



## LC-P12200BP\*1

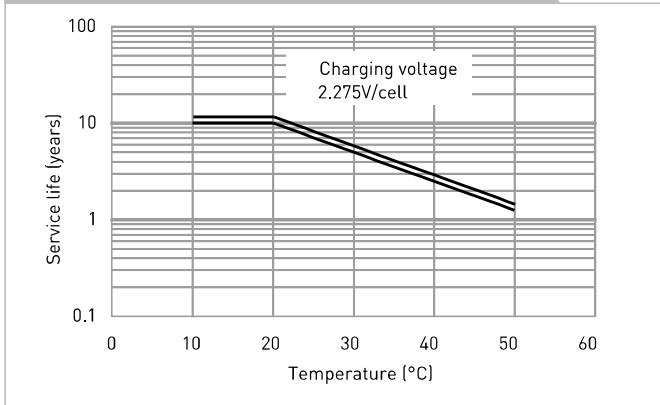
### CHARGING METHOD (25°C)

**Trickle use** Control voltage: 13.6V - 13.8V  
Initial current: 30.0A or smaller

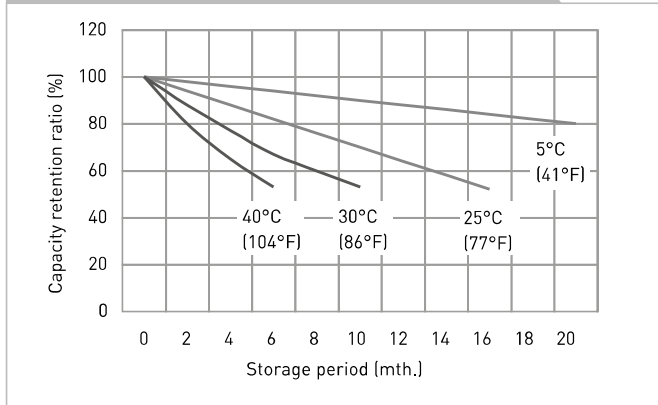
### CUT-OFF VOLTAGE

<b>Discharge current</b>	10.0A - 40.0A	40.0A - 100A	100A - 200A	200A - 400A	400A - 600A
<b>Cut-off voltage</b>	10.5V	10.2V	9.9V	9.3V	8.7V

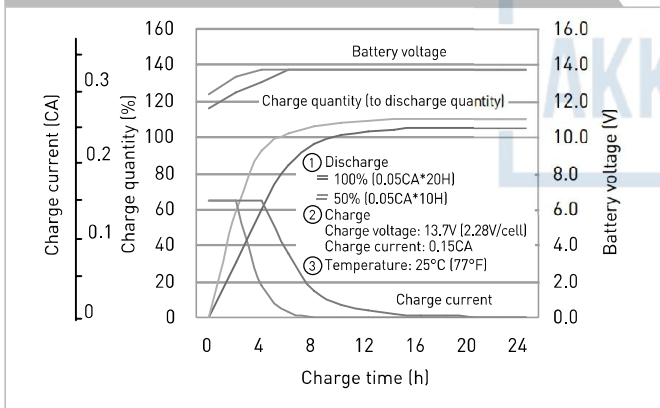
### INFLUENCE OF TEMPERATURE ON TRICKLE LIFE



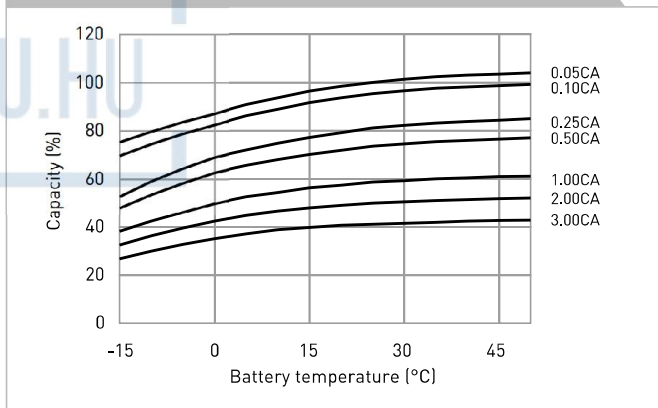
### RESIDUAL CAPACITY TEST RESULT



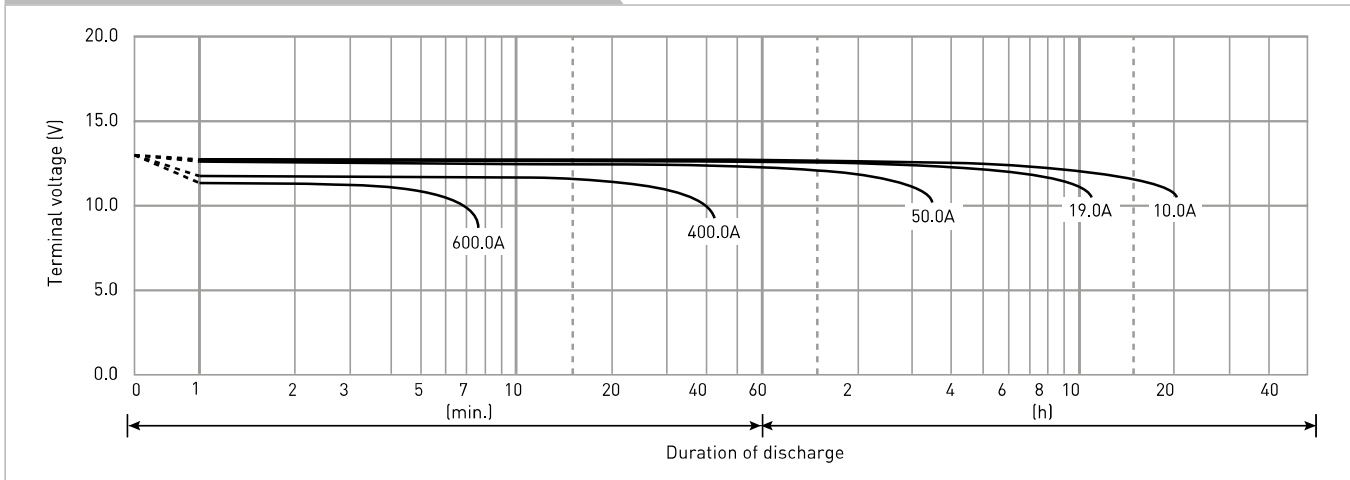
### CONSTANT-VOLTAGE CONSTANT-CURRENT CHARGE CHARACTERISTICS FOR TRICKLE USE



### DISCHARGE CAPACITY BY TEMPERATURE AND BY DISCHARGE CURRENT



### DISCHARGE CHARACTERISTICS



The data in this document are for descriptive purposes only and are not intended to make or imply any guarantee or warranty. Regarding handling and safety please consult our VRLA technical handbook chapter 1.

\*1 This battery is equipped with insert terminals.