



RT 1250BH (12V5.0Ah) (21.0w/cell)

HR (High Rate) series is especially designed for heavy load discharge applications with 5 years design life in float service. By using strong grids and specially designed active material the HR series offers stable performance during high current discharge requirements. The HR series offers 30% more power output than the standard range. Suitable for UPS/EPS where high current loads are required.



Specification

Cells Per Unit	6
Voltage Per Unit	12
Capacity	21.0W@15min-rate to 1.67V per cell @25°C
Weight	Approx. 1.85 Kg(Tolerance±4%)
Max. Discharge Current	50 A (5 sec)
Internal Resistance	Approx. 25 mΩ
Operating Temperature Range	Discharge: -20°C~60°C Charge: 0°C~50°C Storage: -20°C~60°C
Normal Operating Temperature Range	25°C±5°C
Float charging Voltage	13.7 to 13.9 VDC/unit Average at 25°C
Recommended Maximum Charging Current Limit	1.5 A
Equalization and Cycle Service	14.6 to 14.8 VDC/unit Average at 25°C
Self Discharge	RITAR Valve Regulated Lead Acid (VRLA) batteries can be stored for more than 6 months at 25°C. Self-discharge ratio less than 3% per month at 25°C. Please charge batteries before using.
Terminal	Terminal F1/F2
Container Material	A.B.S. UL94-HB, UL94-V0 Optional.



MH28539



G4M20206-0910-E-16



THE INTERNATIONAL CERTIFICATION NETWORK

CERTIFICATE

Postcode: 421001
is in conformity with

ISO 14001:2004 Standard



THE INTERNATIONAL CERTIFICATION NETWORK

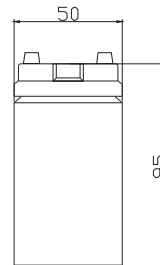
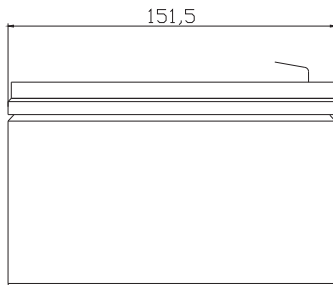
CERTIFICATE

Postcode: 421001
is in conformity with

OHSAS 18001:1999 Standard

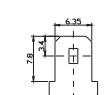
Dimensions

Unit: mm Dimension: 151.5(L)×50(W)×95(H)



Terminal F1

Terminal F2



Constant Current Discharge Characteristics : A(25 °C)

F.V/Time	5MIN	8MIN	10MIN	15MIN	20MIN	30MIN	60MIN	90MIN
9.60V	22.87	16.91	15.20	11.04	9.05	6.67	3.76	2.96
10.0V	22.56	16.78	14.96	10.78	8.77	6.52	3.72	2.93
10.2V	21.87	15.77	14.17	10.36	8.58	6.37	3.60	2.85
10.5V	21.12	14.59	12.95	9.83	8.23	6.15	3.47	2.82
10.8V	19.50	13.54	11.59	9.39	8.00	5.37	3.34	2.73
11.1V	17.87	12.50	10.67	8.95	7.77	4.90	3.21	2.64

Constant Power Discharge Characteristics : W(25 °C)

F.V/Time	5MIN	8MIN	10MIN	15MIN	20MIN	30MIN	60MIN	90MIN
9.60V	247.5	184.8	167.2	128.6	100.1	73.83	41.79	33.05
10.0V	247.1	184.4	165.9	126.3	97.8	72.67	41.43	32.69
10.2V	241.3	175.7	158.4	122.6	96.75	72.11	40.98	32.60
10.5V	235.4	164.8	147.3	118.8	94.38	70.76	40.26	32.46
10.8V	221.9	154.6	144.5	113.8	91.56	63.10	39.34	32.17
11.1V	208.4	144.4	141.6	108.8	88.75	58.59	38.41	31.89

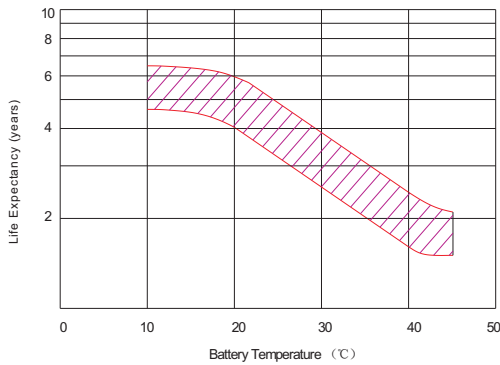
All mentioned values are average values(Tolerance±2%).

RT1250BH

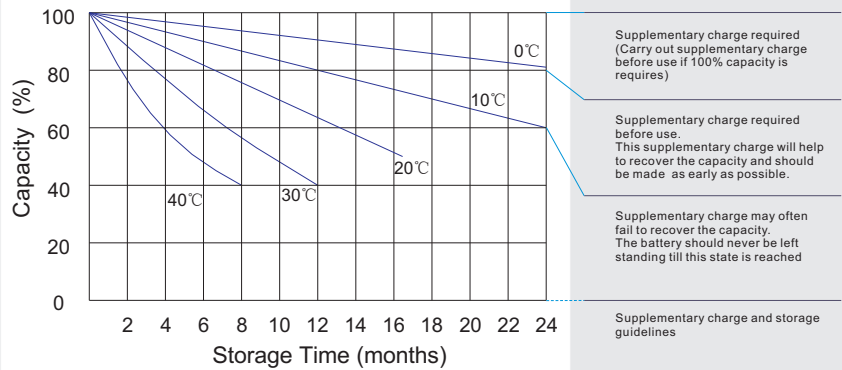
12V5.0Ah



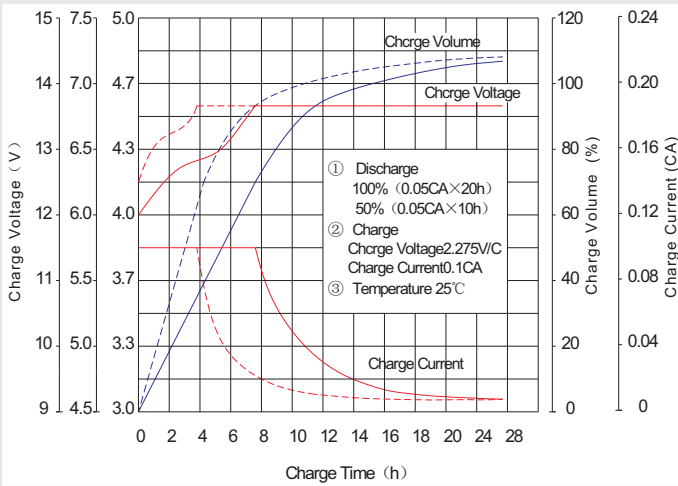
Effect of temperature on long term float life



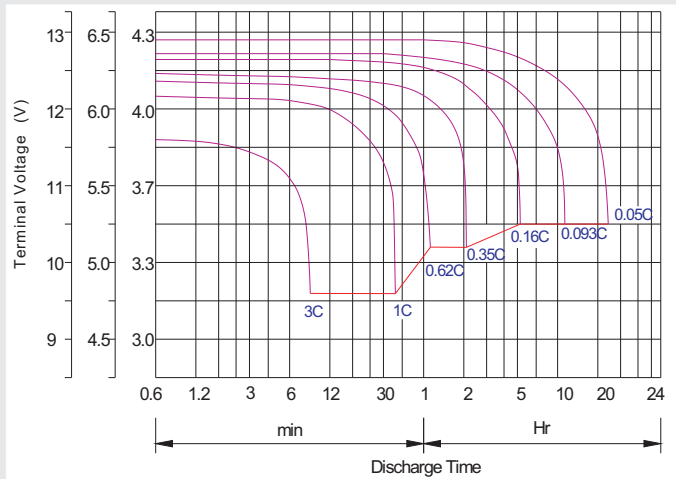
Storage characteristic



Charge characteristic Curve for standby use



Discharge characteristic Curve



Capacity Factors With Different Temperature

Battery Type		-20°C	-10°C	0°C	5°C	10°C	20°C	25°C	30°C	40°C	45°C
GEL Battery	6V&12V	50%	70%	83%	85%	90%	98%	100%	102%	104%	105%
	2V	60%	75%	85%	88%	92%	99%	100%	103%	105%	106%
AGM Battery	6V&12V	46%	66%	76%	83%	90%	98%	100%	103%	107%	109%
	2V	55%	70%	80%	85%	92%	99%	100%	104%	108%	110%

Discharge Current VS. Discharge Voltage

Final Discharge Voltage V/cell	1.75V	1.70V	1.60V
Discharge Current (A)	(A) ≤ 0.2C	0.2C < (A) < 1.0C	(A) ≥ 1.0C

Maintenance & Cautions

Float Service:
※ Every month, recommend inspection every battery voltage.
※ Every three months, recommend equalization charge for one time.
Equalization charge method:
Discharge: 100% rate capacity discharge.
Charge: Max. current 0.3CA, constant voltage 2.4-2.45V/Cell charge 24h.
※ Effect of temperature on float charge voltage: -3mV/°C/Cell.
※ Length of service life will be directly affected by the number of discharge cycles, depth of discharge, ambient temperature and charging voltage.

Charge the batteries at least once every six months, if they are stored at 25°C.

Charging Method:

Constant Voltage	-0.2Cx2h + 2.4~2.5V/Cellx24h, Max. Current 0.3CA
Constant Current	-0.2Cx2h + 0.1CAx 12h
Fast	-0.2Cx2h + 0.3CAx4.0h